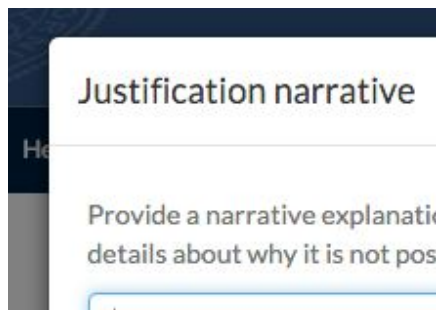
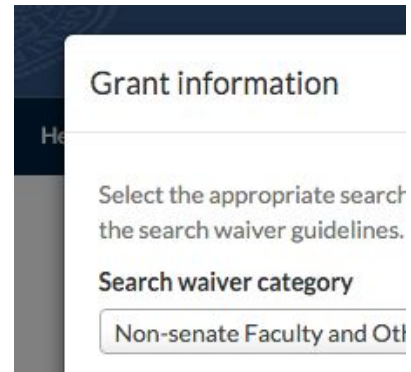


# Recruit Release Notes Changes Launching 2016-2-12

**Waivers** see it on your QA site

In the Justification section, choosing the Search Waiver Category PI/Co-PI/Leadership Status option allows you to add the **Grant Information** for the waiver.



The Justification modal was getting unwieldy, so we **moved the Justification Narrative** into its own modal. This should make it easier for you to focus on why your candidate needs a waiver.

We also added **Candidate Name** as a default column to the waiver grid to make it easier for you to find your candidates from the Waivers page.

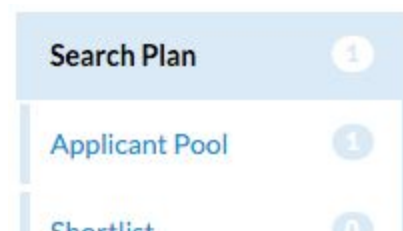
Candidate Name ▾	Home De
Stephane Grappelli	Departme
Professor X	Departme

## Recruitments

🚫 Applicants cannot apply to the recruitment because it is not yet published. When it is, applicants can apply to the recruitment on M 2016  
🔗 <https://demo.recruit.ap.uci.edu/apply/JPF00199> (Preview)

On draft recruitments, users can now **preview the JPF** before it's published. This preview should make it easier to catch mistakes before any applicants see the posting.

We added a second **Search Plan link to the Reports tab**, which should make the plan much easier to find when you need it. No more digging around the application!



Please enter one ad source at a time.

\* Name

Places I've advertised: Daily Planet, Daily Bugle

is too long (maximum is 255 characters)

There is now a **help tip and error validation for the Ad Sources field**. Users will be informed that only one ad source should be entered at a time, and they will be warned if they exceeded the character limit.

## Committees

Committee chairs and editors (as well as Additional chairs and editors) can now **upload Ad Evidences** on the Advertisements page.

## UC Path

In preparation for the UC Path rollout, we have **increased the maximum length of user emails**. This will not affect data feeds or require any changes by the campus.

## Documentation

We updated the help documentation to remove mentions of the outdated term “Diversity Report” (replaced by the more specific Applicant Pool Report and Search Report), as well as describe the Job Location field in the recruitment creation wizard.

### Apply For A Position

[Creating a Recruit ApplicantID](#)

[Returning to your application](#)

[Login troubles](#)

[Third-party dossier services](#)

We also suggest users of third-party dossier services to contact the third-party for assistance in using their service with Recruit.

## Bugs 'n Things

- Fixed a bug where letter visibility permissions were improperly restricting access to some users. Thanks for bringing this to our attention, UCSC!
- We now output Offer Decline Reasons through the API
- Fixed a bug that was preventing access to UCSD's QA site
- We adjusted the username creation error message so that it is more clear to applicants when they use unsupported characters
- Removed analytics tracking code for UCSB
- Fixed an issue where Applicant Pool reminders were being sent to analysts for inactive recruitments with a future close / review date

- Our newest video is on creating Search Reports. It can be found on the UC project site at <http://sites.uci.edu/ucrecruit/video-training/>